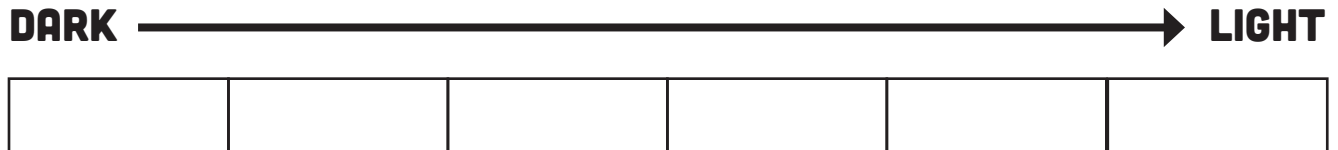



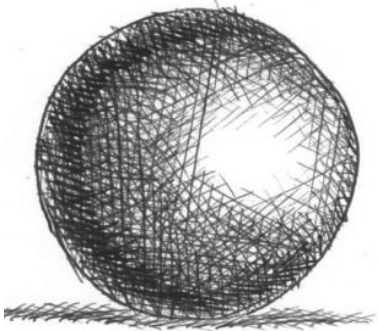
CROSS HATCHING

Cross hatching is the technique in drawing or graphics, of shading an area with intersecting sets of parallel lines.

- 1** *Create a value scale using cross hatching. Place intersecting parallel lines close together to create dark values and farther apart to create light values.*



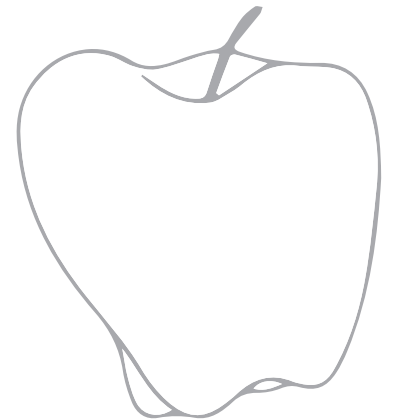
- 2** *Use the light guidelines to recreate the sphere in the box to the right.*



**REMEMBER: Use cross hatching to create a contour line. Cross hatching uses intersecting parallel lines only (in two directions).*

- 3** *Use the light guidelines to shade the apple with cross hatching.*

Use the  as the light source.



Bonus: Add a cast shadow.

- 4** *Draw an object of your choice. Add a light source and shade the object with cross hatching.*

